

Chords for Guitar



This PDF file is freely available at


www.creedy.com.au/music

Chords for Guitar


The grid contains 100 guitar chord diagrams, each with a label and a fretboard representation. The chords are arranged in 10 rows and 10 columns. The labels include various chord types such as triads, dyads, and complex chords with extensions and alterations. The diagrams use 'x' for muted strings, 'o' for open strings, and numbers 1-4 for fingerings. Some diagrams include a circled '3' or '6' indicating a barre.


Chord labels include: A7sus4..., A9, A9sus, Aadd9., Aadd9., Aaug/D., Aaug/G., Adim, Ab, Ab+, Ab/A., Ab/F., Ab/F., Ab/Gb., Ab/Gb., Ab11, Adim/Ab., Adim/E., Adim/F., Adim/F., Adim/G., Adim/Gb., Adim7., Asus, Ab4, Ab5., Ab6., Ab6., Ab7., Ab7., Abdim, Abdim/E., Asus., Asus..., Asus..., Asus2., Asus2., Asus2., Asus2..., Asus2..., Abdim/E., Abdim/E., Abdim/Eb., Abdim/F., Abdim/F., Abdim/F., Abdim7., Abdim7., Asus2/Ab., Asus2/C., Asus2/C., Asus2/D., Asus2/D., Asus2/Db., Asus2/Db., Asus2/Eb., Abdim7..., Absus, Absus., Absus2/F., Absus4, Abm, Abm/D., Abm/E., Asus2/F., Asus2/G., Asus2/G., Asus2/Gb., Asus2/Gb., Asus4, Asus4/Ab., Asus4/B., Abm/E., Abm/E., Abm/Gb..., Abm7, Abm7., Abmaj, Abmaj7, Abmin, Asus4/Bb., Asus4/C., Asus4/C., Asus4/Db., Asus4/Db., Asus4/F., Asus4/G., Asus4/G., Ab#5., A, A+, A., A., A., A., A/Ab., A/B., Asus4/G..., Asus4/Gb., Asus4/Gb., Am, Am(7#), Am(add9), Am., Am..., A/B., A/D, A/D..., A/D..., A/D..., A/D..., A/F#, A/G#, A/G., Am/B., Am/B., Am/D., Am/D., Am/Eb., Am/F., Am/F., Am/F..., A/G., A/G., A/Gb., A/Gb., A/Gb., A/Gb., A/Gb., A/Gb., A11, Am/F..., Am/F..., Am/G, Am/G., Am/G., Am/G., Am/G..., Am/G..., Am/Gb., A13, A4, A5., A5., A5..., A6, A6., A6..., Am/Gb., Am6, Am6., Am6., Am7, Am7(b5), Am7., Am7., A6..., A6..., A6/7., A6/7sus., A6/7sus., A7, A7(#5), A7(9+), Am7..., Am7/add11., Am7sus4, Am9, Amadd9, Amaj, Amaj7, Amin, A7+, A7., A7., A7..., A7/add11., A7sus4, A7sus4., A7sus4., Amin/maj9., Am#7, A#, A#, A#, A#5., A#5., A#7


A#dim	A#sus	A#sus4	A#m	A#m7	A#maj	A#maj7	A#min	Bdim/A..	Bdim/A...	Bdim/Ab.	Bdim/Ab..	Bdim/Ab...	Bdim/G.	Bdim/G..	Bdim/G...
Bbb5.	Bb	Bb+	Bb.	Bb...	Bb/A.	Bb/Ab.	Bb/Ab..	Bdim7.	Bdim7..	Bdim7...	Bsus	Bsus.	Bsus..	Bsus2.	Bsus2..
Bb/Db.	Bb/E.	Bb/G.	Bb/G..	Bb11	Bb4	Bb5.	Bb6	Bsus2/E.	Bsus4	Bsus4/A.	Bsus4/A..	Bsus4/Ab.	Bsus4/Ab..	Bsus4/Db.	Bsus4/Eb.
Bb6.	Bb6/add9.	Bb7	Bb7.	Bb7..	Bb7sus4.	Bb9	Bbadd#11.	Bsus4/Eb..	Bsus4/G.	Bsus4/G..	Bsus4/G...	Bm	Bm(maj7)	Bm(sus9)	Bm.
Bbaug/E.	Bbdim	Bbdim/C.	Bbdim/D.	Bbdim/G.	Bbdim/G..	Bbdim/Gb.	Bbdim/Gb..	Bm...	Bm/A.	Bm/A..	Bm/A...	Bm/A....	Bm/A.....	Bm/G.	Bm/G..
Bbdim7.	Bbdim7..	Bbsus	Bbsus2.	Bbsus2/G.	Bbsus4	Bbsus4/Ab.	Bbm	Bm/G...	Bm/G....	Bm6	Bm7	Bm7(b5).	Bm7(b5)..	Bm7(b5)...	Bm7.
Bbm.	Bbm/Ab.	Bbm/D.	Bbm/Gb.	Bbm7	Bbm9	Bbmaj	Bbmaj7	Bm7..	Bm7...	Bm7....	Bm7.....	Bm7/add11.	Bm7b5	Bmaj	Bmaj7
Bbmaj7.	Bbmaj9.	Bbmin	Bb#5.	B	B(addE)	B+	B.	Bmaj7/#11.	Bmin	Bmsus9	Bmmaj7	B#5.	B#5..	Cb5.	C
B/A.	B/A..	B/A...	B/A....	B/Ab.	B/E.	B/E..	B/F#	C(add9)	C(addD)	C+	C..	C...	C....	C.....	C.....
B11	B11/13	B13	B4	B5.	B6.	B7	B7#9	C/A.	C/A..	C/A...	C/A....	C/B	C/B.	C/B...	C/Bb.
B7(#9)	B7+	B7+5	B7..	B7....	B7/add11.	B7/add11..	B7sus4.	C/D.	C/D..	C/D...	C/D....	C/D...	C/D....	C/D.....	C/D.....
B7sus4..	B9	BaddE.	BaddE/F#	Baug/E.	Baug/E..	Bdim	Bdim/A.	C/F.	C/F..	C11	C4	C5.	C6	C6.	C6..



Dadd9.... 	Daug/E. 	Ddim 	Ddim/B. 	Ddim/B.. 	Ddim/B... 	Ddim/Bb. 	Ddim/Bb.. 	Dm/B 	Dm/C 	Dm/C# 	Dm6(5b) 	Dm7 	Dm9 	Dmaj 	Dmaj7
Ddim/C. 	Ddim7. 	Ddim7.. 	Ddim7... 	Dsus 	Dsus. 	Dsus.. 	Dsus... 	Dmin 	Dm#5 	Dm#7 	D# 	D#+ 	D#4 	D#7 	D#dim
Dsus2 	Dsus2. 	Dsus2.. 	Dsus2... 	Dsus2... 	Dsus2/Ab. 	Dsus2/B. 	Dsus2/B.. 	D#sus 	D#sus4 	D#m 	D#m7 	D#maj 	D#maj7 	D#min 	Eb
Dsus2/Bb. 	Dsus2/C. 	Dsus2/C.. 	Dsus2/Db. 	Dsus2/Db.. 	Dsus2/Db... 	Dsus2/F. 	Dsus2/G. 	Eb(add9) 	Eb+ 	Eb. 	Eb.. 	Eb... 	Eb/C. 	Eb/D. 	Eb/Db.
Dsus2/G.. 	Dsus2/G... 	Dsus2/G.. 	Dsus2/G... 	Dsus2/Gb. 	Dsus2/Gb.. 	Dsus2/Gb... 	Dsus2/Gb.. 	Eb/Db.. 	Eb/Db... 	Eb/E. 	Eb4 	Eb5. 	Eb6. 	Eb7. 	Eb7.
Dsus4 	Dsus4/B. 	Dsus4/B.. 	Dsus4/C. 	Dsus4/E. 	Dsus4/E.. 	Dsus4/E... 	Dsus4/E... 	Eb7.. 	Eb7... 	Ebadd9 	Ebaug/E. 	Ebaug/E.. 	Ebdim 	Ebdim/B. 	Ebdim/B..
Dsus4/Gb. 	Dsus4/Gb.. 	Dm 	Dm(#5) 	Dm(#7) 	Dm.. 	Dm/A 	Dm/B 	Ebdim/B... 	Ebdim/C. 	Ebdim7. 	Ebsus 	Ebsus2/Ab. 	Ebsus4 	Ebsus4/F. 	Ebm
Dm/B. 	Dm/B.. 	Dm/B... 	Dm/Bb. 	Dm/C 	Dm/C# 	Dm/C. 	Dm/C.. 	Ebm. 	Ebm/Db. 	Ebm7 	Ebm7. 	Ebmaj 	Ebmaj7 	Ebmaj7. 	Ebmin
Dm/C... 	Dm/Db. 	Dm/E. 	Dm6(5b) 	Dm6. 	Dm6.. 	Dm7 	Dm7(b5). 	Eb#5. 	Eb#5.. 	E 	E+ 	E. 	E.. 	E/A. 	E/D.
Dm7. 	Dm7... 	Dm7/add11. 	Dm9 	Dmaj 	Dmaj7 	Dmaj7. 	Dmin 	E/D.. 	E/D... 	E/D... 	E/Db. 	E/Db.. 	E/Eb. 	E/Eb.. 	E/Eb...
Dmin/maj7. 	Dm#5 	Dm#7 	D# 	D#+ 	D#4 	D#5. 	D#7 	E/Gb. 	E/Gb.. 	E/Gb... 	E11 	E11/b9. 	E5 	E5. 	E5..
D#dim 	D#sus 	D#sus4 	D#m 	D#m7 	D#maj 	D#maj7 	D#min 	E6 	E6. 	E6.. 	E7 	E7#9 	E7(#9) 	E7(11) 	E7(5b)







Chords in the key of:-

Ab or G#	Ab	Bbm	Cm	Db	Eb	Fm	Gdim
A	A	Bm	Dm	D	E	Gbm	Abdim
Bb or A#	Bb	Cm	Dm	Eb	F	Gm	Adim
B	B	Dbm	Ebm	E	Gb	Abm	Bbdim
C	C	Dm	Em	F	G	Am	Bdim
Db or C#	Db	Ebm	Fm	Gb	Ab	Bbm	Cdim
D	D	Em	Gbm	G	A	Bm	Dbdim
Eb or D#	Eb	Fm	Gm	Ab	Bb	Cm	Ddim
E	E	Gbm	Abm	A	B	Dbm	Ebdim
F	F	Gm	Am	Bb	C	Dm	Edim
Gb or F#	Gb	Abm	Bbm	B	Db	Ebm	Fdim
G	G	Am	Bm	C	D	Em	Gbdim

_aug	=	_#5	(Augmented triad)
_(no 3rd)	=	_5	(Root and 5th - Power chord)
_6/7sus4	=	_6/7sus4	(Sus4 triad plus 6th, minor 7th)
_dom7	=	_7	(Major triad, minor 7th)
_7/add11	=	_7/11	(Minor triad, minor 7th, plus 11th)
_2	=	_add9	(Major triad, plus 9th)
_sus	=	_sus4	(No 3rd but a 4th from a major triad)
_#7	=	_maj7	(Major triad, major 7th)
_sus2	=	_add9(no 3rd)	(No 3rd but a 2th from a major triad)
_6/9	=	_6/add9	(Major triad plus 6th and 9th)
_9(#7)	=	_maj9	(Major triad, major 9th plus 7th)
_o7	=	_m7(b5)	(Diminished triad, minor 7th : half-diminished)
_dom9	=	_9	(Major triad, minor 7th plus 9th)

C/D is an C chord with a D bass note (xx0010).

A/B is an A chord with a B bass note (x22220).

G/D is an G chord with a D bass note (xx0003). And so on.

If you are playing in a band with a bass player you don't need to play th with a bass note, just play it as a normal chord (eg. C/D = C and so on).

Many thanks to Philip J Facoline the original author of this work and who stated that he was happy for it to be freely copied and distributable.

This amazing flaming guitar picture was downloaded as a free screen saver from photobucket. I tried to find the original artist to ask for but was unable to find him/her. If anyone knows who it was I would be grateful to acknowledge him/her here.



Chords for Guitar

freely available at
www.creedy.com.au/music